









BODY CONDITION CHART

(This chart and images are presented with permission of and is copyright property of the Nestle-Purina Company)

<p>1 Emaciated Ribs, lumbar vertebrae, pelvic bones and all bony prominences evident from a distance. No discernible body fat. Obvious loss of muscle mass.</p>	
<p>2 Very Thin Ribs, lumbar vertebrae, pelvic bones and all bony prominences easily visible. No palpable fat. Minimal loss of muscle mass.</p>	
<p>3 Thin Ribs easily palpitated and may be visible with no palpable fat. Tops of lumbar vertebrae visible. Pelvic bones becoming prominent. Obvious waist and abdominal tuck.</p>	
<p>4 Underweight Ribs easily palpable, with minimal fat covering. Waist easily noted, viewed from above. Abdomen tucked up when viewed from the side.</p>	
<p>5 Ideal Ribs palpable without excess fat covering. Waist observed behind ribs when viewed from above. Abdominal tuck evident.</p>	
<p>6 Overweight Ribs palpable with slight excess fat covering. Waist is discernible viewed from above but is not prominent. Abdominal tuck apparent.</p>	
<p>7 Heavy Ribs palpable with difficulty, heavy fat cover. Noticeable fat deposits over lumbar area and base of tail. Waist absent or barely visible. Abdominal tuck may be absent.</p>	
<p>8 Obese Ribs not palpable under very heavy fat cover, or palpable only with significant pressure. Heavy fat deposits over lumbar area and base of tail. Waist absent. No abdominal tuck. Obvious abdominal distension may be present.</p>	
<p>9 Grossly Obese Massive fat deposits over thorax, spine and base of tail. Waist and abdominal tuck absent. Fat deposits on neck and limbs. Obvious abdominal distension.</p>	